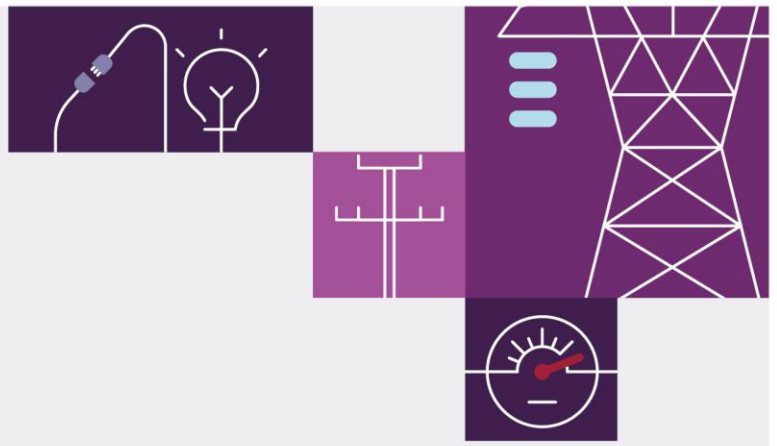


Draft 2026 ISP Market Model Instructions

January 2026

A guide to using the published
Draft 2026 ISP PLEXOS model





Important notice

Purpose

AEMO has prepared this document to assist stakeholders in interpreting and using input data produced for the purposes of modelling the National Electricity Market (NEM) for the Draft 2026 Integrated System Plan (ISP).

AEMO's dataset covered by this guide is configured for use in the PLEXOS Integrated Energy Model software; the PLEXOS database itself containing the market models underpinning the Draft 2026 ISP is also published as part of this data package.

Disclaimer

AEMO has made reasonable efforts to ensure the quality of the information in this publication but cannot guarantee that information, forecasts and assumptions are accurate, complete or appropriate for your circumstances.

Modelling work performed as part of preparing this publication inherently requires assumptions about future behaviours and market interactions, which may result in forecasts that deviate from future conditions. There will usually be differences between estimated and actual results, because events and circumstances frequently do not occur as expected, and those differences may be material.

This publication does not include all of the information that an investor, participant or potential participant in the National Electricity Market might require, and does not amount to a recommendation of any investment.

Anyone proposing to use the information in this publication (which includes information and forecasts from third parties) should independently verify its accuracy, completeness and suitability for purpose, and obtain independent and specific advice from appropriate experts.

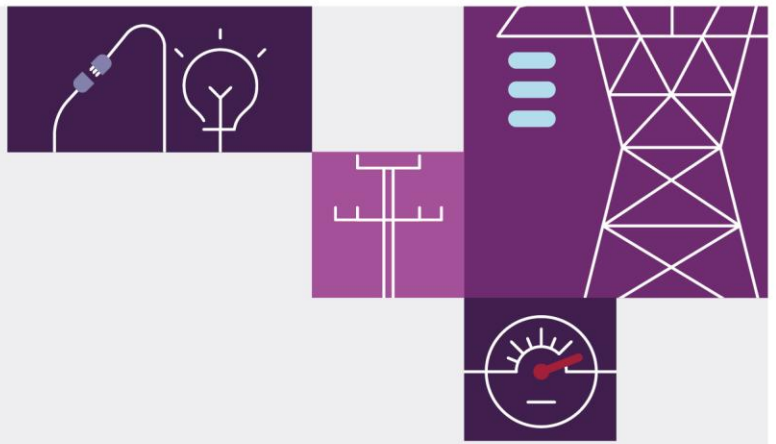
Accordingly, to the maximum extent permitted by law, AEMO and its officers, employees and consultants involved in the preparation of this publication:

- make no representation or warranty, express or implied, as to the currency, accuracy, reliability or completeness of the information in this publication; and
- are not liable (whether by reason of negligence or otherwise) for any statements, opinions, information or other matters contained in or derived from this publication, or any omissions from it, or in respect of a person's use of the information in this publication.

AEMO aims to use the latest relevant and robust data when performing market modelling to assess the adequacy of supply to meet demand forecast in the ISP. This can include data provided to AEMO in confidence.

This data package has had any and all confidential data removed, and as such the model may not replicate the exact modelled outcomes produced by AEMO as published in the Draft 2026 ISP report.

AEMO makes no warranties on the PLEXOS Model, and the input data and model are provided for the information purposes of stakeholders only.



This data package (or the conclusions reached in using it) does not include all the information that an investor, participant or potential participant in the national electricity market might require and does not amount to a recommendation of any investment.

Copyright

© 2026 Australian Energy Market Operator Limited. The material in this publication may be used in accordance with the [copyright permissions on AEMO's website](#).

Version control

Version	Release date	Changes
1.0	30/01/2026	Initial release



Contents

1	Draft 2026 ISP DLT Model	5
1.1	Market model and data package content	5
2	Configuring the draft 2026 ISP Model	6
2.1	Further modelling details	9

Tables

Table 1	Rolling reference years sequence in capacity outlook models	6
Table 2	Zip files for 2026 ISP <i>Step Change</i>	7

Figures

Figure 1	Content of Traces folder	7
Figure 2	System tab of the .xml file	8
Figure 3	Simulation tab of the draft 2026 <i>Step Change</i> ISP Model.xml file	9

1 Draft 2026 ISP DLT Model

This document outlines how to setup the Detailed Long Term (DLT) model and its input assumptions that AEMO makes publicly available to stakeholders.

The capacity outlook process uses two interacting models to address different aspects of long-term optimisation. The Single-Stage Long-Term Model (SSLT) and DLT.

The DLT model determines outcomes for generation expansion and retirement, transmission expansion, storage, and dispatch options. The DLT model takes some outputs from the SSLT and incorporates them as inputs to the optimisation.

The DLT allows a chronological optimisation of each day and ensures a more detailed representation of demand and VRE variability than the SSLT. Detailed information about the DLT and the other models used within the Draft 2026 ISP can be found in the “2025 ISP Methodology” report¹.

1.1 Market model and data package content

The publication of the Draft 2026 ISP DLT model comprises:

- One PLEXOS database in .xml format for each scenario below, with data which corresponds to the optimal development path and input assumptions for each scenario:
 - *Step Change*
 - *Slower Growth*
 - *Accelerated Transition*
- Demand, variable renewable generation, gas availability, DNSP-level CER limits, seasonal timeslice specifications, and load subtractor traces in PLEXOS format.

1.1.1 Supporting data: Trace Files

AEMO optimises expansion decisions across multiple historical weather years known as “reference years” to account for short- and medium-term weather diversity. AEMO uses a “rolling reference years” approach to capture weather diversity in the capacity outlook models.

Consistent with the rolling reference years approach, these traces were obtained by combining time series of 16 historical weather years. The reference years were matched to the SSLT and DLT planning horizon in the following sequence described in Table 1 with the 16-year sequence repeating in the same order until the end of the outlook period.

¹2025 ISP Methodology Report available at: https://www.aemo.com.au/-/media/files/stakeholder_consultation/consultations/nem-consultations/2024/2026-isp-methodology/isp-methodology-june-2025.pdf?rev=e88a1f1bbeef447ba27692b785069a0a&sc_lang=en

Table 1 Rolling reference years sequence in capacity outlook models

Planning Year	Reference Year	Hydrological Reference Year	Variable Renewable Energy (VRE) Reference Year
2025-26	2014-15 ²	2006-07 (Dry year)	2014-15
2026-27	2010-11	2010-11	2010-11
2027-28	2011-12	2011-12	2011-12
2028-29	2012-13	2012-13	2012-13
2029-30	2013-14	2013-14	2013-14
2030-31	2014-15	2014-15	2014-15
2031-32	2015-16	2015-16	2015-16
2032-33	2016-17	2016-17	2016-17
2033-34	2017-18	2017-18	2017-18
2034-35	2018-19	2018-19	2018-19
2035-36	2019-20	2019-20	2019-20
2036-37	2020-21	2020-21	2020-21
2037-38	2021-22	2021-22	2021-22
2038-39	2022-23	2022-23	2022-23
2039-40	2023-24	2023-24	2023-24
2040-41	2024-25	2019-20 ³	2024-25

2 Configuring the Draft 2026 ISP Model

The following section outlines the steps needed to set up the Draft 2026 ISP DLT PLEXOS market model, including the configuration of the input data package. The PLEXOS version used for simulating the Draft 2026 ISP DLT is the PLEXOS 10.0 Release 6 (R06)⁴.

The step-by-step guide is documented below:

1. Download the Draft 2026 ISP Model zip file from AEMO's 2026 ISP webpage⁵.
2. Unzip the file Draft 2026 ISP Model. This will generate the Draft 2026 ISP Model folder.
3. Open the Draft 2026 ISP Model folder. There will be one folder for each of the three scenarios.
4. Download and unzip the three other folders, i.e., 2026 ISP Wind traces, 2026 ISP Solar traces, and 2026 ISP Timeslice traces. Those contain wind, solar, and timeslice traces that are the same for all scenarios.
5. Copy the three unzipped folders (wind, solar, and timeslice) and paste them into the Traces folder within the scenario of interest. The Traces folder must contain nine folders with the names exactly as shown in Figure 1.

² The dry year traces (2006-07) were replaced with 2014-15 traces for renewable and demand as they were most similar in profile to the 2006-07 year.

³ Hydrological data for the 2024-25 reference year was unavailable at the time of modelling, and substituted with data from the 2019-20 reference year as the next most similar in profile.

⁴ The ISP model may be able to be used in other versions of PLEXOS but these have not been tested by AEMO.

⁵ See <https://www.aemo.com.au/consultations/current-and-closed-consultations/draft-2026-isp-consultation>

Figure 1 Content of Traces folder

- Name
- demand
 - dnsp
 - gas
 - hydro
 - load_subtractor
 - rooftop PV
 - solar
 - timeslice
 - wind

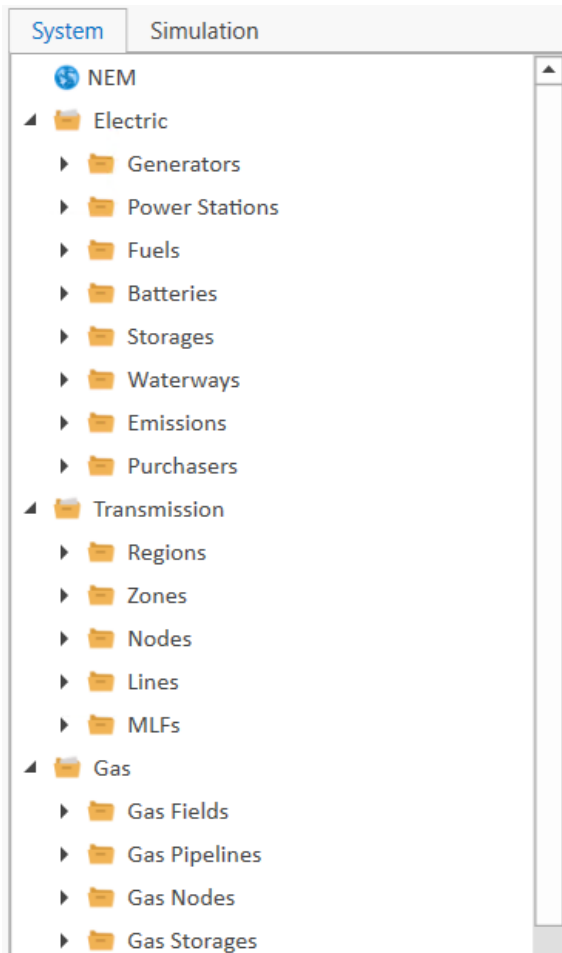
6. The list and respective content of files is presented in the Table 2 for *Step Change*.

Table 2 Files and folders for Draft 2026 ISP Step Change

File	Description	File location
Draft 2026 ISP Step Change.xml	Contains the .xml model for <i>Step Change</i>	Placed in the Draft 2026 ISP Step Change folder
Traces	Contains nine folders with traces for demand, dnsp, gas, hydro, load subtractor, rooftop PV, solar, timeslice and wind	Placed in the Draft 2026 ISP Step Change folder
<i>Demand</i>	Contains half-hourly sub-regional demand traces for underlying demand	Placed in the Draft 2026 ISP Step Change\Traces\demand' folder
<i>DNBP</i>	Contains half-hourly CER generation limits and coefficients for each distribution network	Placed in the Draft 2026 ISP Step Change\Traces\dnsp' folder
<i>Gas</i>	Contains daily gas availability for each gas zone	Placed in the Draft 2026 ISP Step Change\Traces\gas' folder
<i>Hydro</i>	Contains hydro daily inflows traces	Placed in the Draft 2026 ISP Step Change \Traces\hydro' folder
<i>Load_subtractor</i>	Contains half-hour load subtractor traces used to improve the accuracy of the approximation of load and VRE output	Placed in the Draft 2026 ISP Step Change\Traces\load_subtractor' folder
<i>Rooftop PV</i>	Constrains half-hourly generation traces for rooftop and other small-scale solar	Placed in the Draft 2026 ISP Step Change \Traces\rooftop PV' folder
<i>Solar</i>	Constrains half-hourly generation traces for large-scale solar	Placed in the Draft 2026 ISP Step Change \Traces\solar' folder
<i>Timeslice</i>	Contains traces for specifying seasonal timeslice profiles	Placed in the Draft 2026 ISP Step Change \Traces\timeslices' folder
<i>Wind</i>	Constrains half-hourly generation traces for wind	Placed in the Draft 2026 ISP Step Change\Traces\wind' folder

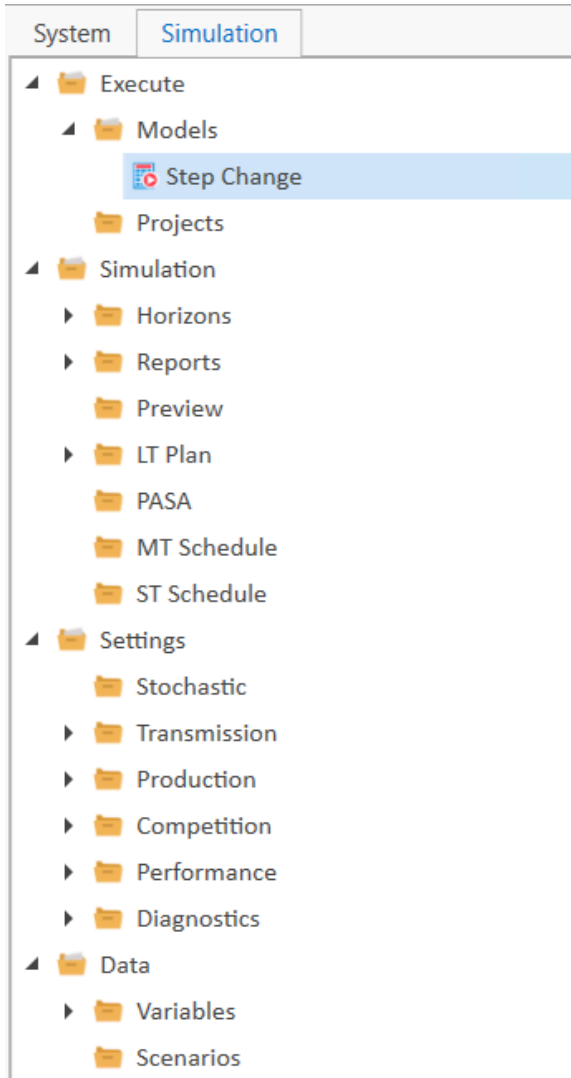
- Open the .xml file in PLEXOS. The model consists of System and Simulation tabs, as shown in Figure 2. The PLEXOS System tab comprises all objects, as well as their memberships and properties. The PLEXOS Simulation tab contains the model object and all the settings used in the simulation.

Figure 2 System tab of the .xml file



- Execute the highlighted model in the Simulation tab, corresponding to *Step Change* CDP4 as shown in Figure 3.

Figure 3 Simulation tab of the Draft 2026 Step Change ISP Model.xml file



2.1 Further modelling details

The size of the problem and the length of the planning horizon require some simplifications in the assumptions, trading off some model accuracy for computational manageability. These simplifications include:

- Aggregating half-hour demand across the 24-year planning horizon into a representative number of load blocks.
- Dividing the optimisation horizon into smaller steps (four steps of six years).
- Using notional transfer limits between sub-regions to simplify network representation.

- Preliminary screening of new entrant generation candidates by optimising the DLT model for a selection of snapshot years to determine if a technology is part of the most economically efficient solution at any time across the planning horizon.

Further information can be found in AEMO's ISP Methodology⁶.

⁶ ISP Methodology available at https://www.aemo.com.au/-/media/files/stakeholder_consultation/consultations/nem-consultations/2024/2026-isp-methodology/isp-methodology-june-2025.pdf?rev=e88a1f1bbeef447ba27692b785069a0a&sc_lang=en